
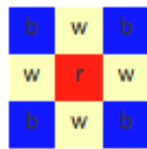


Nine 5" squares create a 14" square block (including seam allowance)

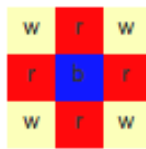
Example 1



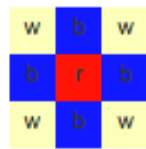
Example 2



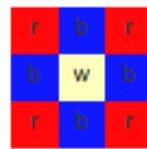
Example 3



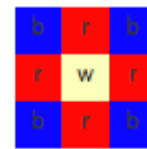
Example 4



Example 5




Example 6




Cut each 14" block into four equal parts by cutting through the center column and the center row.

You now have four 7" square blocks.


Using Example 1 block:




Using Example 5 block:



One layout example from Block #1



One layout example from Block #5



Combine other block examples and the options multiply!